

# NTI

## Non-Traditional Instruction

# JROTC

## Days 1-10

**\*\*Work will be modified according to each student's IEP or 504 plan**

# MHS JROTC SY 19-20 NTI

DAY 1. Rank Structure (Fill in GRADE and RANK for each)

DAY 2. PHONETIC ALPHABET (Fill in the blank)

DAY 3. MILITARY TIME/24 HOUR CLOCK (Give proper Military time)

DAY 4. KNOTS (Fill in the blank)

DAY 5. FIRST AID/HEAT and COLD WEATEHR INJURIES (Multiple Choice)

DAY 6. ARCHERY/RANGE PROCEDURES (Fill in the blank-TRUE/FALSE)

DAY 7. RIFLE MARKSMANSHIP (Multiple Choice)

DAY 8. ARMY VALURES (Fill in the Blank)


DAY 9. THE JROTC CADET CREED (Fill in the blank)

DAY 10. DRILL AND CEREMONY (Fill in the blank)

SGM Chris Jackson ([chris.jackson@mboro.kyschools.us](mailto:chris.jackson@mboro.kyschools.us))

CPT Mike Spradlin ([mike.spradlin@mboro.kyschools.us](mailto:mike.spradlin@mboro.kyschools.us))

INSIGNIA OF GRADE FOR  
CADET OFFICERS



|  |  |  |  |  |  |
|--|--|--|--|--|--|
|  |  |  |  |  |  |
|--|--|--|--|--|--|

GRADE  
RANK

INSIGNIA OF GRADE FOR  
CADET ENLISTED PERSONNEL



|  |  |  |  |  |
|--|--|--|--|--|
|  |  |  |  |  |
|--|--|--|--|--|

GRADE  
RANK



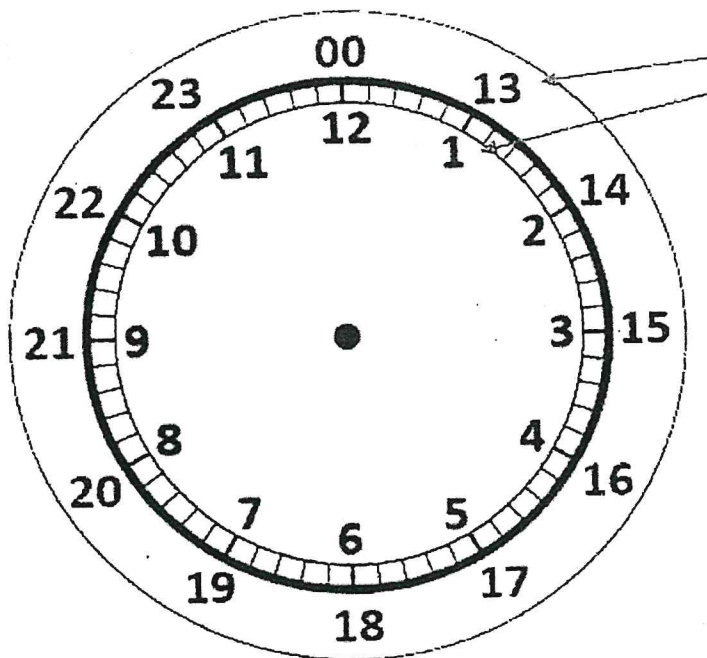
|  |  |  |  |  |
|--|--|--|--|--|
|  |  |  |  |  |
|--|--|--|--|--|

GRADE  
RANK

PHONETIC ALPHABET:

A \_\_\_\_\_  
B \_\_\_\_\_  
C \_\_\_\_\_  
D \_\_\_\_\_  
E \_\_\_\_\_  
F \_\_\_\_\_  
G \_\_\_\_\_  
H \_\_\_\_\_  
I \_\_\_\_\_  
J \_\_\_\_\_  
K \_\_\_\_\_  
L \_\_\_\_\_  
M \_\_\_\_\_

N \_\_\_\_\_  
O \_\_\_\_\_  
P \_\_\_\_\_  
Q \_\_\_\_\_  
R \_\_\_\_\_  
S \_\_\_\_\_  
T \_\_\_\_\_  
U \_\_\_\_\_  
V \_\_\_\_\_  
W \_\_\_\_\_  
X \_\_\_\_\_  
Y \_\_\_\_\_  
Z \_\_\_\_\_



**24 HOUR CLOCK:**

How do you write:

1:00 AM \_\_\_\_\_

1:00 PM \_\_\_\_\_

3:14 PM \_\_\_\_\_

5:47 AM \_\_\_\_\_

8:00 AM \_\_\_\_\_


9:00 PM \_\_\_\_\_

MIDNIGHT \_\_\_\_\_


NOON \_\_\_\_\_

11:00 PM \_\_\_\_\_

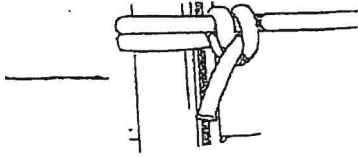
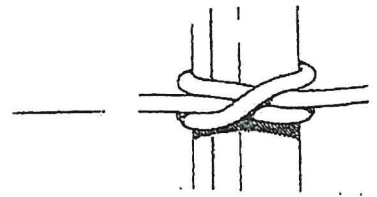
10:12 PM \_\_\_\_\_



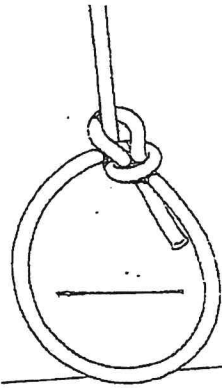
\_\_\_\_\_



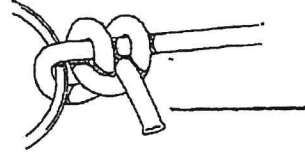
\_\_\_\_\_



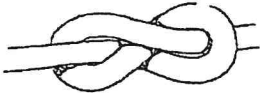
\_\_\_\_\_



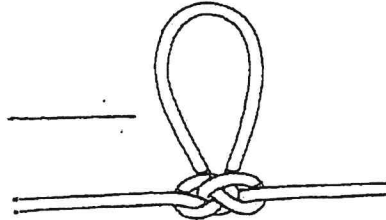
\_\_\_\_\_



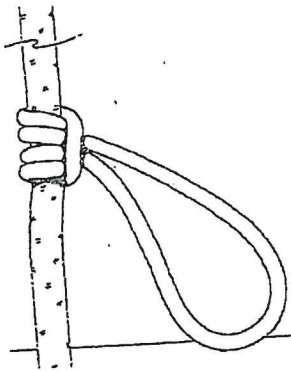
\_\_\_\_\_



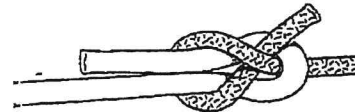
\_\_\_\_\_



\_\_\_\_\_



\_\_\_\_\_



\_\_\_\_\_

A. Butterfly

B. Bowline

C. Clove Hitch

D. Two Half Hitches

E. Round Turn and Two Half Hitches

F. Prusik Knot

G. Overhand Knot

H. Figure Eight Knot

I. Square Knot

J. Sheet Knot

## JROTC DAY 5

1. Which of the three different heat injuries is the least dangerous?  
A. Heat Cramps   B. Heat Exhaustion   C. Heat Stroke   D. Hypothermia
2. Which heat injury would you typically have "profuse sweating with pale, moist, cool skin"?  
A. Heat Cramps   B. Heat Exhaustion   C. Heat Stroke   D. Hypothermia
3. If your skin is "Red (flushed), hot, dry skin you most likely have?  
A. Heat Cramps   B. Heat Exhaustion   C. Heat Stroke   D. Hypothermia
4. What is the first thing you should do if someone has a heat injury?  
A. Elevate legs   B. Move to shade   C. Loosen her bra   D. Give Water
5. Which heat injury is a casualty most likely to die?  
A. Heat Cramps   B. Heat Exhaustion   C. Heat Stroke   D. Hypothermia
6. True/False: Hypothermia (loss of Body temperature) a heat injury?
7. True/False: You should give a hypothermia casualty one quart of water to drink.
8. True/False: Hypothermia is as dangerous as heat stroke.
9. True/False: If you think someone has a heat stroke you should call 911?
10. Which heat casualty will for surely receive an IV?  
A. Heat Cramps   B. Heat Exhaustion   C. Heat Stroke   D. Hypothermia

## JROTC DAY 6

### ARCHERY

*Two Blast of the Whistle*\_\_\_\_\_

A. Archers may walk to the target line to retrieve arrows

*One Blast of the Whistle*\_\_\_\_\_

B. STOP SHOOTING and put your arrow back in your quiver

*Three Blast of the Whistle*\_\_\_\_\_

C. Archers may walk to the shooting line

*Five or More Blast* \_\_\_\_\_

D. Archers may load their bows and begin shooting

1. Cadets are instructed to never dry-fire a BOW? TRUE or False



# JROTC Air Rifle Marksmanship

## Cadet Safety Examination

### Air Rifle Safety and Range Operations

Name \_\_\_\_\_ DOB \_\_\_\_\_

Address \_\_\_\_\_ City, State, Zip \_\_\_\_\_

| No. | Multiple Choice Questions  | Answer (circle)   |
|-----|--|---|
| 1   | When I pick up or receive an air rifle from someone else, the <u>first</u> thing I must do is:   | <ul style="list-style-type: none"> <li>a. Engage the safety</li> <li>b. Release the trigger</li> <li>c. Open the action/bolt</li> <li>d. Control the muzzle (point it in a safe direction)</li> </ul>   |
| 2   | The command LOAD means:  | <ul style="list-style-type: none"> <li>a. I can load my air rifle and start shooting</li> <li>b. It may occasionally be violated if accidents do not occur</li> <li>c. I can charge (pump or cock) my air rifle and load a pellet in it</li> <li>d. I can start getting ready to shoot</li> </ul>                                     |
| 3   | When my air rifle malfunctions (fails to fire), I must:  | <ul style="list-style-type: none"> <li>a. Keep the muzzle pointed downrange</li> <li>b. Raise my hand so the Range Officer can see it</li> <li>c. Wait for instructions from the Range Officer</li> <li>d. All of the above</li> </ul>  |
| 4   | Before anyone can go downrange to change targets or for any other purpose:   | <ul style="list-style-type: none"> <li>a. Everyone must open their rifle actions and point their rifle muzzles up</li> <li>b. No one can go downrange until guns are placed in safe storage</li> <li>c. All air rifles must be unloaded, grounded with CBIs inserted and checked</li> <li>d. All firers must finish firing</li> </ul> |
| 5   | If I still have a loaded rifle (pellet in barrel) after the Range Officer gives the command STOP, I must:  | <ul style="list-style-type: none"> <li>a. Remain in position and keep my air rifle muzzle pointed downrange</li> <li>b. Raise my hand so the Range Officer can see it</li> <li>c. Follow the Range Officer's instructions</li> <li>d. All of the above</li> </ul>   |
| 6   | After I pick up or receive a gun and have made sure the muzzle is pointing in a safe direction, the <u>second</u> thing that I must do to make sure it is safe is: | <ul style="list-style-type: none"> <li>a. Check the action/bolt to be sure it is open and has a CBI inserted</li> <li>b. Dry fire the gun to see if it works</li> <li>c. Give the gun to an adult</li> <li>d. Take it to the range</li> </ul>   |
| 7   | The command STOP means:  | <ul style="list-style-type: none"> <li>a. Complete the shot I am attempting to fire</li> <li>b. Quickly complete the shot I am attempting to fire</li> <li>c. Immediately take my finger off the trigger and do not fire any more shots</li> <li>d. Tell the Range Officer I am not done</li> </ul>                                   |
| 8   | The safest and correct way to load a pneumatic air rifle is:   | <ul style="list-style-type: none"> <li>a. Open the action, charge air, then insert a pellet</li> <li>b. Open the action, insert a pellet, then charge air</li> <li>c. Whichever way works for me</li> <li>d. Charge air, open the action, then insert a pellet</li> </ul>   |
| 9   | If I see someone handling an unsafe rifle (i.e. missing CBI, closed bolt), I should  | <ul style="list-style-type: none"> <li>a. Wait for an adult to show up</li> <li>b. Mind my own business and hope nothing bad happens</li> <li>c. Tell that person to put the gun away</li> <li>d. Take action immediately to make the rifle safe</li> </ul>   |
| 10  | The proper time to place the index finger on the trigger is:   | <ul style="list-style-type: none"> <li>a. After I start to aim at my target.</li> <li>b. After loading the rifle</li> <li>c. When I start to put the rifle in position on my shoulder</li> <li>d. Whenever it feels right</li> </ul>  |
| 11  | An air rifle is considered "unloaded" if:  | <ul style="list-style-type: none"> <li>a. Its action is open</li> <li>b. The firer is done shooting</li> <li>c. The action is open, there is no pellet in the barrel and a CBI is inserted</li> <li>d. The muzzle is pointed in a safe direction</li> </ul>   |

Update: 7Nov18

|    |   |  |
|----|---|--|
| 12 | The only place I can close the bolt/action of my rifle and dry fire is: | a. It's OK to dry fire anywhere the gun is pointing in a safe direction<br>b. Any time I am forward of the Ready Line<br>c. On a safe firing range<br>d. After the Range Officer has given me permission to dry fire, or after the LOAD and START commands |
|----|---|--|

| No. | True-False Questions  | Answer (circle) |
|-----|---|-----------------|
| 1   | The "Rules for Safe Gun Handling" apply to air rifle shooting and not to other types of guns.   | T or F          |
| 2   | On target ranges, the safest direction to point a gun muzzle is downrange or up towards the ceiling.  | T or F          |
| 3   | No one is authorized to fire a shot until the command START is given, even if the command LOAD has already been given.                                  | T or F          |
| 4   | After the commands to LOAD and START have been given, it's OK to lay a loaded air rifle on my shooting mat or bench and step away from the firing line. | T or F          |
| 5   | Everyone who handles air rifle pellets should wash their hands immediately after they leave the range.  | T or F          |
| 6   | After I finish firing, I may put my rifle down without opening the action first because it has just been fired.   | T or F          |
| 7   | Once an air rifle is unloaded and checked by a Range Officer, it is OK to point it in any direction.  | T or F          |
| 8   | Dry-Firing is the action of cocking the trigger mechanism and squeezing the trigger, without loading a pellet or expelling air from the rifle.          | T or F          |

# ARMY VALUES

- 1\_\_\_\_\_ to bear true faith and allegiance to the US Constitution...your peers
- 2\_\_\_\_\_ to fulfill your obligations
- 3\_\_\_\_\_ to treat people as they should be treated
- 4\_\_\_\_\_ to put the welfare of the nation...before your own
- 5\_\_\_\_\_ to live up to ALL values
- 6\_\_\_\_\_ to do what is right, legally and morally
- 7\_\_\_\_\_ to face fear, danger, or adversity

Personal Courage

Respect

Duty

Selfless Service

Integrity

Honor

Loyalty



## JROTC CREED

I am an Army Junior ROTC \_\_\_\_\_

I will always conduct myself to bring credit to my family, \_\_\_\_\_,  
School, and the Corps of Cadets

I am \_\_\_\_\_ and Patriotic

I am the future of the United States of America

I do not, \_\_\_\_\_, \_\_\_\_\_, or \_\_\_\_\_ and will always be  
accountable for my actions and deeds

I will always practice good \_\_\_\_\_ and Patriotism

I will seek the mantle of leadership and stand prepared to uphold the  
\_\_\_\_\_ and the \_\_\_\_\_ way of life

May God grant me the \_\_\_\_\_ to always live by this creed

|          |              |             |       |
|----------|--------------|-------------|-------|
| American | Constitution | Strength    | Cadet |
| Country  | Steal        | Body        | Mind  |
| Cheat    | Lie          | Citizenship | Loyal |



## Drill and Ceremony

Define each Command

FALL IN

LEFT FACE

RIGHT FACE

ABOUT FACE

FORWARD MARCH

REAR MARCH

CADET HALT

LEFT FACE

PRESENT ARMS

ORDER ARMS

DRESS RIGHT DRESS

READY FRONT

ATTENTION